

EASTERN NY COMMERCIAL HORTICULTURE TEAM

http://enych.cce.cornell.edu/index_real.php



Crystal
Stewart



Jesse
Strzok



Erik
Shellenberg



Bob
Weybright



Kevin
Besler



Maire
Ullrich



Amy
Ivy



Anna
Wallis



Laura
McDermott




Chuck
Bornt



Dan
Donahue



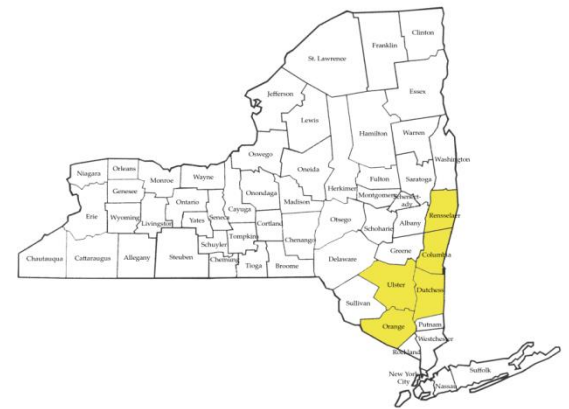
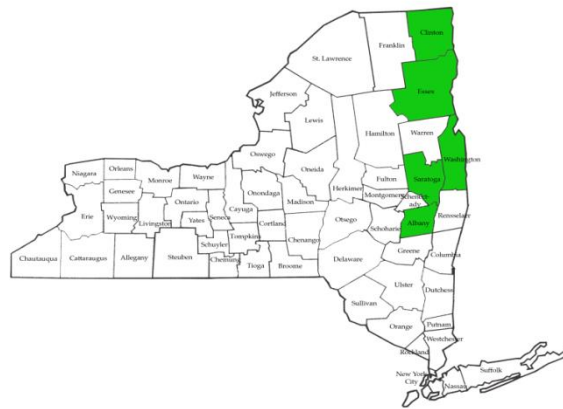
Teresa
Rusinek



Jim
O'Connell

EASTERN NY COMMERCIAL HORTICULTURE TEAM

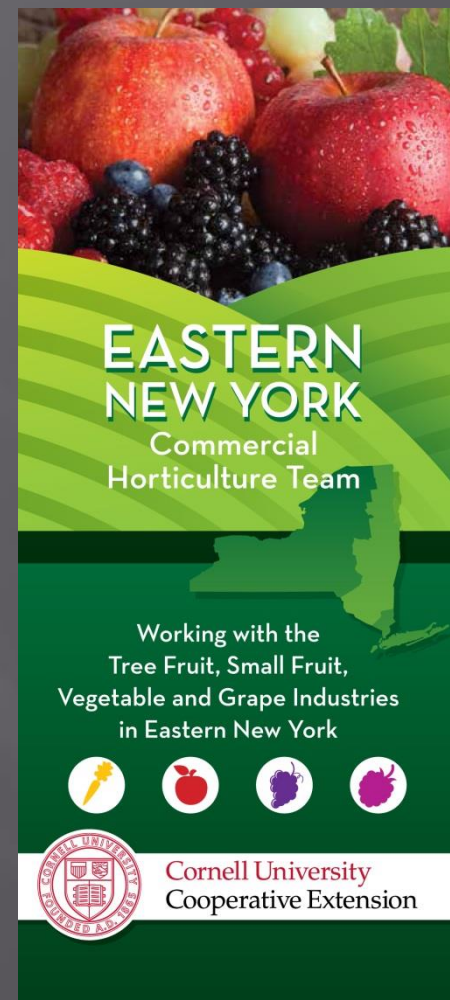
- ▣ Combined 3 existing regional teams plus additional associations
 - Capital District Vegetable and Small Fruit Program
 - Hudson Valley Fruit Program
 - Northeast New York Fruit Program



Three year process of developing
good will and trust

EASTERN NY COMMERCIAL HORTICULTURE TEAM

- ▣ 13 extension educators covering 16 counties
 - Vegetables 877 farms - 17,283 acres
 - Tree Fruit 855 farms - 13,625 acres
 - Small Fruit 364 farms - 883 acres
 - Grapes 146 farms - 617 acres
 - Business Management / Marketing
 - Economic development
 - GAPS



VALUE OF REGIONAL AREA TEAMS

- ▣ Provides associations with broader skill sets at more affordable cost
- ▣ Provide high quality extension for farmers and associated businesses in the regions, by:
 - Carrying out applied research and demonstration trials on farms
 - Having specialized educators with formal relationships with faculty
- ▣ Replacement in part for faculty R/E positions

VALUE OF REGIONAL AREA TEAMS

- ▣ Enhanced connection/collaboration with similar programs statewide and nationally
- ▣ Team sharing of responsibilities
 - Increased efficiency in production of newsletters, maintaining websites, meeting reporting requirements, newsletter quality and impact
- ▣ More efficient grantsmanship

$N \geq 3$ changes the workload dynamic

VALUE OF REGIONAL AREA TEAMS

- ▣ Uniform oversight
 - AMG representing the Counties – program oversight
 - Salary and management of grants and contracts

CORNELL AGRICULTURE TEAMS

THE PARTNERSHIP IN ACTION!

	2005	2015	Change
Total Regional Program Budgets	2,004,000	3,807,000	90%
Association Shares	1,473,000	1,782,000	21%
Smith-Lever (Federal)	336,000	620,000	85%
Program Generated Income	195,000	1,406,000	620%
Total Educator FTE	25.5	37.5	47%
Total Support Staff FTE	2.5	12.0	380%

CORNELL AGRICULTURE TEAMS

THE PARTNERSHIP IN ACTION!

ENY Commercial Hort	2005	2015	Change
Total budget	409,000	953,000	133%
Association Shares	359,000	529,000	47%
Smith-Lever (Federal)	31,000	163,000	426%
Program Generated Income	19,000	261,000	1,274%
Total Educator FTE	5.5	12.0	118%
Total Support Staff FTE	0	4.0	

AGRICULTURE TEAMS BY DOLLAR (PROJECT #)

Funding source	Faculty led	Educator led
NYS	\$162,058 (19)	\$88,000 (2)
USDA	\$508,452 (15)	\$362,106 (5)
Federal S/L		\$74,998 (4)
Regional (e.g. SARE, NEIPM)		\$972,532 (20)
Commodity groups	\$6,442 (6)	\$82,341 (20)

22 faculty

Our future has to be seen through the prism of:

- ▣ Major changes at the University level – the next 10 years will change more than in the last 40!
(40% of faculty are older than 60 years of age)
 - The new budget model
 - ▣ Every extension faculty represents a lost teaching opportunity
 - Rearrangement/merging of departments
 - ▣ School of Plant Science
 - Loss of extension faculty, and increased number of faculty with R/T responsibilities

- ▣ Sequestration
- ▣ Ongoing stressors at the state and county government (zero increase is the new good!)
- ▣ The need for increasing levels of external support for both on and off campus activity
- ▣ Potential for Federal Formula capacity funds to go competitive

- ▣ Teams are the only way that we as a system can take control of our own destiny!
- ▣ In NY a unique partnership between local government and Cornell University (CL 224) – The ENYCHT represents a new model that integrates Cornell and Association positions.