


POTATO VARIETY TRIAL 2016

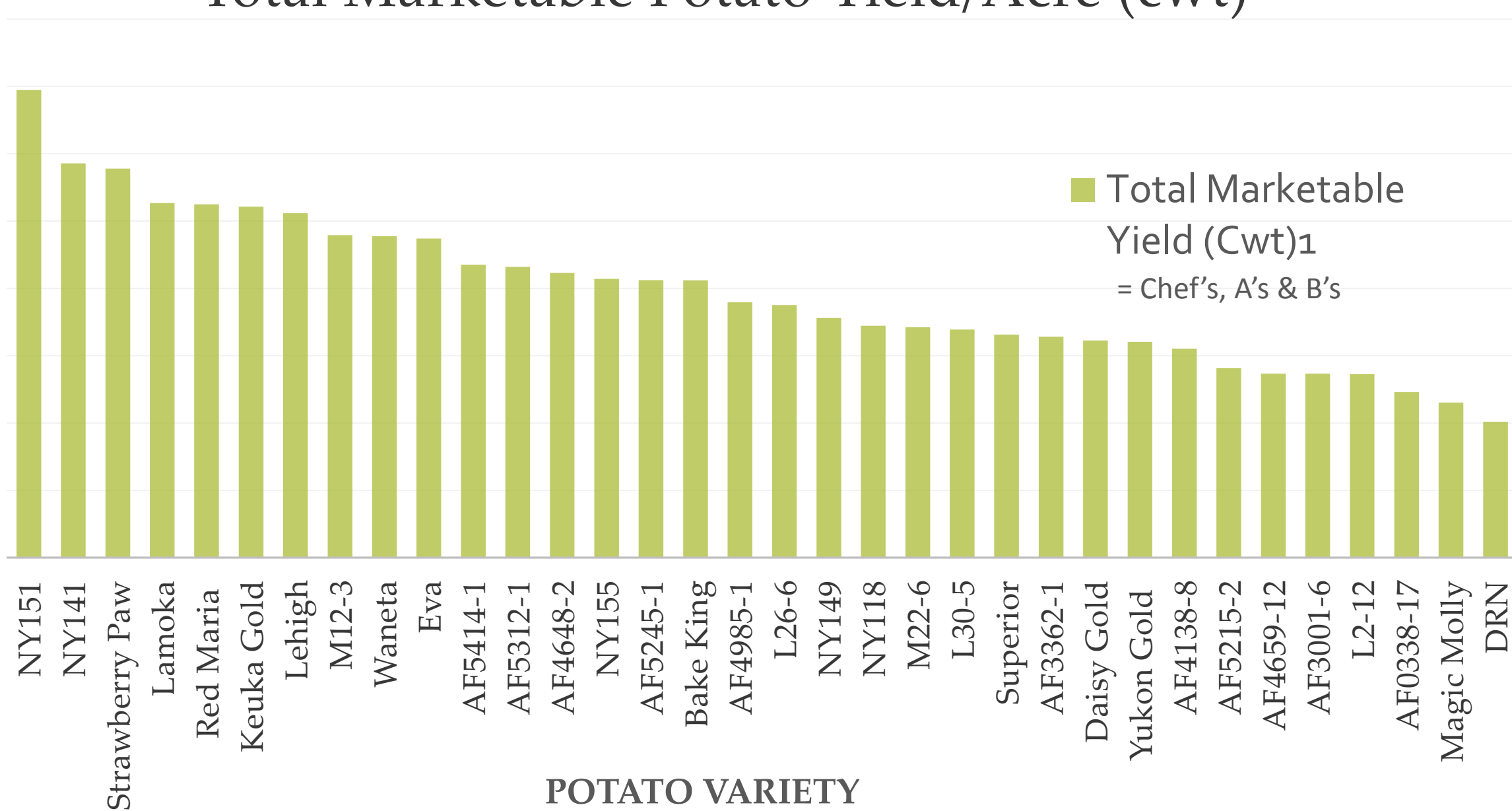
SCHOHARIE COUNTY CONVENTIONAL TRIAL



Cornell University
Cornell Cooperative Extension
Eastern New York Commercial Horticulture

Total Marketable Potato Yield/Acre (cwt)

TOTAL MARKETABLE YIELD/ACRE (CWT)



Eva

Notable Characteristics

- Standard white
- Excellent yield, high % of Chefs
- Nice shape: mostly round to slightly oblong
- Nice bright white flesh, shallow eyes
- Cons: scab and growth cracks




Total Marketable Yield (Cwt of Chefs, A's & B's)	Yield of Marketable Tubers by Size Distribution (Cwt)			% of Marketable Yield by Size Distribution		
	Chef's (> 3")	#1 "A's" (> 2 1/2")	"B's" (< 2")	Chef's (%)	#1 "A's" (%)	"B's" (%)
237	60	164	13	25	69	6

Lamoka

Notable Characteristics

- Overall very attractive – uniform round shape with medium deep eyes
- Nice bright white skin and flesh
- Excellent yields
- Cons: scab and highest B producer of whites



Total Marketable Yield (Cwt of Chefs, A's & B's)	Yield of Marketable Tubers by Size Distribution (Cwt)			% of Marketable Yield by Size Distribution		
	Chef's (> 3")	#1 "A's" (> 2 1/2")	"B's" (< 2")	Chef's (%)	#1 "A's" (%)	"B's" (%)
263	20	189	55	7	72	21

NY 141

Notable Characteristics

- Very attractive round to slightly oblong shape
- Netted buff or textured skin with buff colored flesh
- Yields similar to Eva but better scab tolerance
- Nice overall size too
- Few culls



Total Marketable Yield (Cwt of Chefs, A's & B's)	Yield of Marketable Tubers by Size Distribution (Cwt)			% of Marketable Yield by Size Distribution		
	Chef's (> 3")	#1 "A's" (> 2 1/2")	"B's" (< 2")	Chef's (%)	#1 "A's" (%)	"B's" (%)
293	58	218	17	20	74	6



AF4985-1

Notable Characteristics

- Quite attractive dark red skinned variety – as dark as Red Maria
- Nice uniform round to slightly oblong shape with bright, firm white flesh
- Could harvest earlier?
- Low yield of B's
- Cons: growth cracks



Total Marketable Yield (Cwt of Chefs, A's & B's)	Yield of Marketable Tubers by Size Distribution (Cwt)			% of Marketable Yield by Size Distribution		
	Chef's (> 3")	#1 "A's" (> 2 1/2")	"B's" (< 2")	Chef's (%)	#1 "A's" (%)	"B's" (%)
190	63	111	15	33	59	8

NY 118

Notable Characteristics

- My overall favorite red
- Attractive round tubers (Chefs tend to be more oblong)
- Bright white flesh, few eyes that are shallow
- Best tasting variety too!
- Cons: light red or dark pink skin color



Total Marketable Yield (Cwt of Chefs, A's & B's)	Yield of Marketable Tubers by Size Distribution (Cwt)			% of Marketable Yield by Size Distribution		
	Chef's (> 3")	#1 "A's" (> 2 1/2")	"B's" (< 2")	Chef's (%)	#1 "A's" (%)	"B's" (%)
172	72	64	37	42	37	21

Red Maria

Notable Characteristics

- Standard red variety
- Excellent yield of large tubers (few B's, high % Chefs and large A's)
- Dark red skin, attractive round tuber shape, flesh not as bright white as NY118 or AF4985-1
- Cons: Can have a very textured or scurfy skin, scab



Total Marketable Yield (Cwt of Chefs, A's & B's)	Yield of Marketable Tubers by Size Distribution (Cwt)			% of Marketable Yield by Size Distribution		
	Chef's (> 3")	#1 "A's" (> 2 1/2")	"B's" (< 2")	Chef's (%)	#1 "A's" (%)	"B's" (%)
289	110	159	20	38	55	7

Strawberry Paw

Notable Characteristics

- Dark red skin, as dark or darker than Red Maria and without the skin texture
- Huge tubers, round to oblong shape (Chef's more oblong)
- Shallow eyes and bright white flesh
- Cons: inconsistency in yields over the years in trial



Total Marketable Yield (Cwt of Chefs, A's & B's)	Yield of Marketable Tubers by Size Distribution (Cwt)			% of Marketable Yield by Size Distribution		
	Chef's (> 3")	#1 "A's" (> 2 1/2")	"B's" (< 2")	Chef's (%)	#1 "A's" (%)	"B's" (%)
262	120	121	21	46	46	8



AF5215-2

Notable Characteristics

- Really like the shape of this one: very round, uniform tubers
- White skin, fairly smooth with pink blush around the eyes
- Nice medium yellow flesh, as dark as YG
- Cons: overall size might be smaller then we would like?



Total Marketable Yield (Cwt of Chefs, A's & B's)	Yield of Marketable Tubers by Size Distribution (Cwt)			% of Marketable Yield by Size Distribution		
	Chef's (> 3")	#1 "A's" (> 2 1/2")	"B's" (< 2")	Chef's (%)	#1 "A's" (%)	"B's" (%)
141	3	70	68	2	50	48

Daisy Gold

Notable Characteristics

- Only mentioning this one because of the dark yellow flesh
- Overall I think it is fairly unattractive, non-uniform
- High percentage tubers with knobs giving it a lumpy appearance
- High number of misshaped tubers – too many culls



Total Marketable Yield (Cwt of Chefs, A's & B's)	Yield of Marketable Tubers by Size Distribution (Cwt)			% of Marketable Yield by Size Distribution		
	Chef's (> 3")	#1 "A's" (> 2 1/2")	"B's" (< 2")	Chef's (%)	#1 "A's" (%)	"B's" (%)
161	28	77	56	17	48	35

Keuka Gold

Notable Characteristics

- Really nice shape
- Slightly oblong but mostly round
- Buff white skin
- Fairly heavy, but uniform netting
- Light yellow flesh similar to YG
- Excellent yields



Total Marketable Yield (Cwt of Chefs, A's & B's)	Yield of Marketable Tubers by Size Distribution (Cwt)			% of Marketable Yield by Size Distribution		
	Chef's (> 3")	#1 "A's" (> 2 1/2")	"B's" (< 2")	Chef's (%)	#1 "A's" (%)	"B's" (%)
261	73	166	21	28	64	8

Lehigh

Notable Characteristics

- Probably one of my top 5 picks
- Excellent yields of large tubers
- Early to size
- Tubers are round to flat round to oblong
- Fairly bright white skin with very slight netting
- Excellent quality – high pack out
- Decent medium yellow flesh – darker than AF5215-2 and NY149



Total Marketable Yield (Cwt of Chefs, A's & B's)	Yield of Marketable Tubers by Size Distribution (Cwt)			% of Marketable Yield by Size Distribution		
	Chef's (> 3")	#1 "A's" (> 2 1/2")	"B's" (< 2")	Chef's (%)	#1 "A's" (%)	"B's" (%)
256	88	158	10	34	62	4



AF3001-6

Notable Characteristics

- Huge tubers – decent overall appearance
- Russet type, but doesn't have the typical heavy russeting or netting – not like Caribou Russet or AF5312-1
- Very shallow eyes
- Skin is netted – have a bit of “alligator hide”
- Hardly any deep eyes and the rest are wicked shallow
- Bright white flesh and really pretty
- Fewer misshapes and GC compared to Caribou Russet
- Cons: susceptible to scab



Total Marketable Yield (Cwt of Chefs, A's & B's)	Yield of Marketable Tubers by Size Distribution (Cwt)			% of Marketable Yield by Size Distribution		
	Chef's (> 3")	#1 "A's" (> 2 1/2")	"B's" (< 2")	Chef's (%)	#1 "A's" (%)	"B's" (%)
252	110	121	21	44	48	8

AF3362-1

Notable Characteristics

- Really nice true russet
- One of my favorite russets
- Nice typical oblong russet shape with nice uniform russet skin
- Decent size, mostly oblong shapes
- Very shallow eyes, make surface slightly bumpy
- Nice white flesh
- Cons: growth cracks, need to obtain a licensing agreement from Maine Potato Board



Total Marketable Yield (Cwt of Chefs, A's & B's)	Yield of Marketable Tubers by Size Distribution (Cwt)			% of Marketable Yield by Size Distribution		
	Chef's (> 3")	#1 "A's" (> 2 1/2")	"B's" (< 2")	Chef's (%)	#1 "A's" (%)	"B's" (%)
164	61	85	18	37	52	11

AF5312-1

Notable Characteristics

- Another really nice russet type from Maine breeding program
- Very uniform oblong shape – larger diameter compared to AF3001-6
- Heavy russeting – but attractive
- Nice bright white flesh
- High yielding but lot of misshapes but no scab



Total Marketable Yield (Cwt of Chefs, A's & B's)	Yield of Marketable Tubers by Size Distribution (Cwt)			% of Marketable Yield by Size Distribution		
	Chef's (> 3")	#1 "A's" (> 2 1/2")	"B's" (< 2")	Chef's (%)	#1 "A's" (%)	"B's" (%)
216	39	133	44	18	62	20

Gold Rush

Notable Characteristics

- Nice russet with fairly uniform shape
- Shallow eyes, nice uniform russetting on the skin
- Bright white flesh
- Fairly consistent over the 6 years in trial
- Cons: can have some misshapes and knobs





AF4659-12

Notable Characteristics

- Unique, smaller size
- Mostly oblong with some teardrop shapes
- Yellowish skin with band of pink running around it
- Really nice, dark yellow flesh
- Skin is smooth some black scurf
- Few, shallow eyes
- Has a huge, vigorous vine
- Could pass for fingerlings

Cons: overall small size, falls through digger chain



Total Marketable Yield (Cwt of Chefs, A's & B's)	Yield of Marketable Tubers by Size Distribution (Cwt)			% of Marketable Yield by Size Distribution		
	Chef's (> 3")	#1 "A's" (> 2 1/2")	"B's" (< 2")	Chef's (%)	#1 "A's" (%)	"B's" (%)
136	21	93	22	16	68	16

AF5414-1

Notable Characteristics

- Oblong and round shapes
- Mostly smooth purpled/dark red magenta skin
- Whitish core with purple-pink flesh
- People may think there is something the matting with it due to coloration?
- Deep eyes are numerous and give it a bumpy appearance
- Small amount of silver scurf, misshapes but appears to have decent scab tolerance



Total Marketable Yield (Cwt of Chefs, A's & B's)	Yield of Marketable Tubers by Size Distribution (Cwt)			% of Marketable Yield by Size Distribution		
	Chef's (> 3")	#1 "A's" (> 2 1/2")	"B's" (< 2")	Chef's (%)	#1 "A's" (%)	"B's" (%)
218	8	116	93	4	53	43

M12-3

Notable Characteristics

- Deep purple skin, mostly oblong shape
- Medium deep eyes
- Has that purplish coloration/mottling to the flesh
- Does have a light netting to the skin that gives it a grayish appearance



Total Marketable Yield (Cwt of Chefs, A's & B's)	Yield of Marketable Tubers by Size Distribution (Cwt)			% of Marketable Yield by Size Distribution		
	Chef's (> 3")	#1 "A's" (> 2 1/2")	"B's" (< 2")	Chef's (%)	#1 "A's" (%)	"B's" (%)
240	31	153	56	13	64	23





**The Good, The Bad
and The Ugly!**

NY 151

Notable Characteristics

- Nice white skinned round shaped tubers with good size.
- Fair amount of texture to skin, but attractive at first sight.
- Eyes are shallow with a buff colored flesh.
- Culls mainly from growth cracks, but many were slight and could still be marketable.
- Highest yielding white skinned variety with the highest A size yield, third highest Chef yield, but third highest B yield



Total Marketable Yield (Cwt of Chefs, A's & B's)	Yield of Marketable Tubers by Size Distribution (Cwt)			% of Marketable Yield by Size Distribution		
	Chef's (> 3")	#1 "A's" (> 2 1/2")	"B's" (< 2")	Chef's (%)	#1 "A's" (%)	"B's" (%)
136	21	93	22	16	68	16

Waneta

Notable Characteristics

- Mostly round & only slightly oblong
- Little bit of scab and scruffy skin
- Alright - nothing breathtaking
- Not bright white flesh, more of a tannish interior skin not very bright with compared to AF4648-2



Total Marketable Yield (Cwt of Chefs, A's & B's)	Yield of Marketable Tubers by Size Distribution (Cwt)			% of Marketable Yield by Size Distribution		
	Chef's (> 3")	#1 "A's" (> 2 1/2")	"B's" (< 2")	Chef's (%)	#1 "A's" (%)	"B's" (%)
136	21	93	22	16	68	16

AF4138-8

Notable Characteristics

- Unfortunately a lot of wireworm damage
- Fair amount of netting to the skin
- Medium to deep eyes
- Very firm flesh nice off white flesh
- Mostly round to oblong, not flat—good shape



Total Marketable Yield (Cwt of Chefs, A's & B's)	Yield of Marketable Tubers by Size Distribution (Cwt)			% of Marketable Yield by Size Distribution		
	Chef's (> 3")	#1 "A's" (> 2 1/2")	"B's" (< 2")	Chef's (%)	#1 "A's" (%)	"B's" (%)
136	21	93	22	16	68	16

L2-12

Notable Characteristics

- Flat, oblong, and teardrop shapes
- Fair amount of netting on the skin
- Little bit of scab, but not much
- Fairly deep eyes
- Nice bright white flesh, white skin appearance



Total Marketable Yield (Cwt of Chefs, A's & B's)	Yield of Marketable Tubers by Size Distribution (Cwt)			% of Marketable Yield by Size Distribution		
	Chef's (> 3")	#1 "A's" (> 2 1/2")	"B's" (< 2")	Chef's (%)	#1 "A's" (%)	"B's" (%)
136	21	93	22	16	68	16

NY149

Notable Characteristics

- Mostly round to slightly oblong round shape (especially larger ones)
- Bright white skin, mostly smooth with pink coloration around shallow eyes and a pale yellow flesh.
- Decent yields, third highest yielding of yellow fleshed varieties
- Overall size is disappointing few Chefs and tied with third highest B yields.



Total Marketable Yield (Cwt of Chefs, A's & B's)	Yield of Marketable Tubers by Size Distribution (Cwt)			% of Marketable Yield by Size Distribution		
	Chef's (> 3")	#1 "A's" (> 2 1/2")	"B's" (< 2")	Chef's (%)	#1 "A's" (%)	"B's" (%)
178	8	115	56	4	64	31

Dark Red Norland

Notable Characteristics

- Medium to early maturing oblong, round red skinned variety with medium eyes and some scab.
- Overall size was small and really not that attractive as it has a fair amount of skin discoloration/blemishes.
- Tends to have "knobs" around the eyes.
- Lowest yielding of the 6 red varieties that had nothing to do with culls



Total Marketable Yield (Cwt of Chfs, A's & B's)	Yield of Marketable Tubers by Size Distribution (Cwt)			% of Marketable Yield by Size Distribution		
	Chef's (> 3")	#1 "A's" (> 2 1/2")	"B's" (< 2")	Chef's (%)	#1 "A's" (%)	"B's" (%)
101	0	60	41	0	60	40

AF4648-2

Notable Characteristics

- Wicked bright white skin
- Mostly flat round & oblong with few rounds
- Overall appearance is nice
- Very bright white skin

Total Marketable Yield (Cwt of Chefs, A's & B's)	Yield of Marketable Tubers by Size Distribution (Cwt)			% of Marketable Yield by Size Distribution		
	Chef's (> 3")	#1 "A's" (> 2 1/2")	"B's" (< 2")	Chef's (%)	#1 "A's" (%)	"B's" (%)
101	0	60	41	0	60	40



Yukon Gold

Notable Characteristics

- Early to mid season maturing buff white skinned variety with shallow pink eyes and a yellow flesh (not as dark yellow as L30-5, similar to NY 149).
- Mostly round flat to oval flat shaped. Overall appearance is attractive
- Most culls were PVY which this variety is susceptible to. Good size but has noted hollow heart issues.



Total Marketable Yield (Cwt of Chefs, A's & B's)	Yield of Marketable Tubers by Size Distribution (Cwt)			% of Marketable Yield by Size Distribution		
	Chef's (> 3")	#1 "A's" (> 2 1/2")	"B's" (< 2")	Chef's (%)	#1 "A's" (%)	"B's" (%)
160	28	115	17	18	72	10

M22-6

Notable Characteristics

- Unique skin color - kind of a reddish purply pink that is somewhat scruffy.
- The shape is somewhat round, but deep eyes make it lumpy, not really attractive.
- Has a similar flesh as M12-3 but more of a water core appearance with a pinkish purplish starburst pattern around outside.



Total Marketable Yield (Cwt of Chefs, A's & B's)	Yield of Marketable Tubers by Size Distribution (Cwt)			% of Marketable Yield by Size Distribution		
	Chef's (> 3")	#1 "A's" (> 2 1/2")	"B's" (< 2")	Chef's (%)	#1 "A's" (%)	"B's" (%)
171	35	110	26	20	65	15

L26-6

Notable Characteristics

- Not a bad looking red skinned variety with a fairly smooth, dark red appearance.
- Tubers are mostly round with medium shallow eyes.
- Very nice white flesh and attractive internal appearance.
- Fourth highest yielding between AF4985-1 and NY 118 - mostly A's with a few Chefs.
- I would evaluate this one again



Total Marketable Yield (Cwt of Chefs, A's & B's)	Yield of Marketable Tubers by Size Distribution (Cwt)			% of Marketable Yield by Size Distribution		
	Chef's (> 3")	#1 "A's" (> 2 1/2")	"B's" (< 2")	Chef's (%)	#1 "A's" (%)	"B's" (%)
188	28	126	33	15	67	18